

School Performance Data 2018-19						
EYFS						
	School % All Children (14)			National % All children		
EYFS % of children achieving Good Level of Development	79%			71%		
Year 1 Phonics Screening						
	School % All Children (26)			National % All children		
Yr 1 Phonics Screen % meeting pass mark	81			82		
Key Stage 1 SATS Attainment						
	School % All Children(26)			National % All children		
Reading	77			75		
Writing	69			69		
Maths	81			76		
Key Stage 2 SATS Attainment						
	School % All Children (21) Achieving expected or above standard	National % All children Achieving expected or above standard	School % All Children Achieving above the expected standard	National % All Children Achieving above the expected standard	School average point score	National Average point score
Reading	62	73	19	27	101.9	104.4
Writing	82	79	29	20		
Maths	76	74	19	27	105.3	105
Grammar Punctuation & Spelling	81	82	43	36	107.6	106.3
KS2 Overall (RWM combined)	57	65	10	11		

Key stage 2

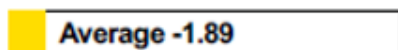
This is revised data for 2018/19.

Progress in reading, writing and maths

Reading

Number of pupils = 21

Pupils with adjusted scores = 0

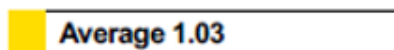


Confidence interval
-4.5 to 0.7

Writing

Number of pupils = 21

Pupils with adjusted scores = 1

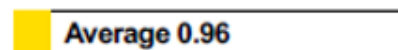


Confidence interval
-1.4 to 3.5

Maths

Number of pupils = 21

Pupils with adjusted scores = 0



Confidence interval
-1.4 to 3.3